

Scaled data based on original data using  
LM-79-08 Approved Method: Electrical and Photometric Measurements of Solid-  
State Lighting Products

Test Report Prepared for  
Cooper Lighting Solutions  
(formerly Eaton)

Brand: McGRAW-EDISON

Report Number: P386834

Luminaire Tested: **GWC-SA2C-740-U-SL3-HSS**

Issue Date: 3/3/2020

**Test Information**

Test Method: LM-79-08  
Report Number: P386834  
TEST IS SCALED FROM IESNA LM-79-08 TEST DATA (G2-1903-205-23)  
Test Lab: INNOVATION CENTER  
Issue Date: 3/3/2020  
Manufacturer: COOPER LIGHTING SOLUTIONS (FORMERLY EATON)  
Product Line: MCGRAW-EDISON  
Catalog Number: GWC-SA2C-740-U-SL3-HSS  
Description: GALLEON WALL LUMINAIRE  
(2) 70 CRI, 4000K, 1050mA LIGHTSQUARES WITH 16 LEDS EACH AND TYPE III  
SPILL LIGHT ELIMINATOR OPTICS WITH HOUSE SIDE SHIELD  
Light Source: -  
Ballast/Driver: ELECTRONIC DRIVER

**Summary**

Lumens per Lamp: N/A  
Luminaire Lumens: 12612 lumens  
Efficiency: N/A  
Efficacy: 111.6 lumens/watt  
Luminous Opening: Rectangular (W 1' x L: 0.5' x H: 0')  
IES Classification: Type III - Medium  
BUG Rating: B1 - U0 - G2

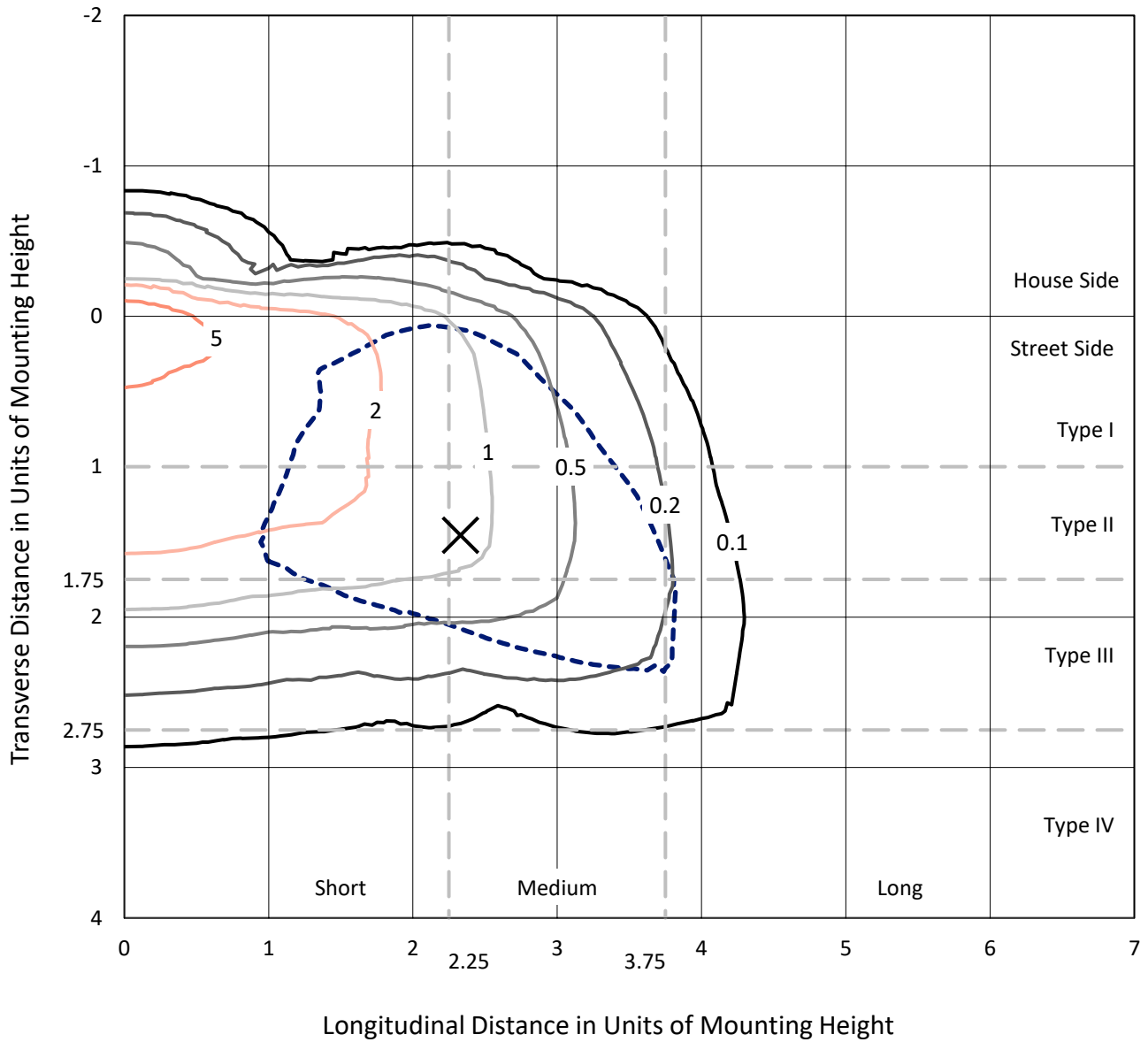
Input Watts (W): 113  
Input Voltage (V): NR  
Input Current (Ain): NR  
Voltage Rise (V): NR  
Power Factor: NR  
Total Harmonic Distortion (THDi): NR  
Frequency (hertz): 60  
Stabilization Time: NR  
Operation Time: NR  
Ambient Temperature (°C): NR  
Test Distance: 24 FT



REPORT NUMBER: P386834  
 CATALOG NUMBER: GWC-SA2C-740-U-SL3-HSS

### Iso-Footcandle Lines of Horizontal Illumination

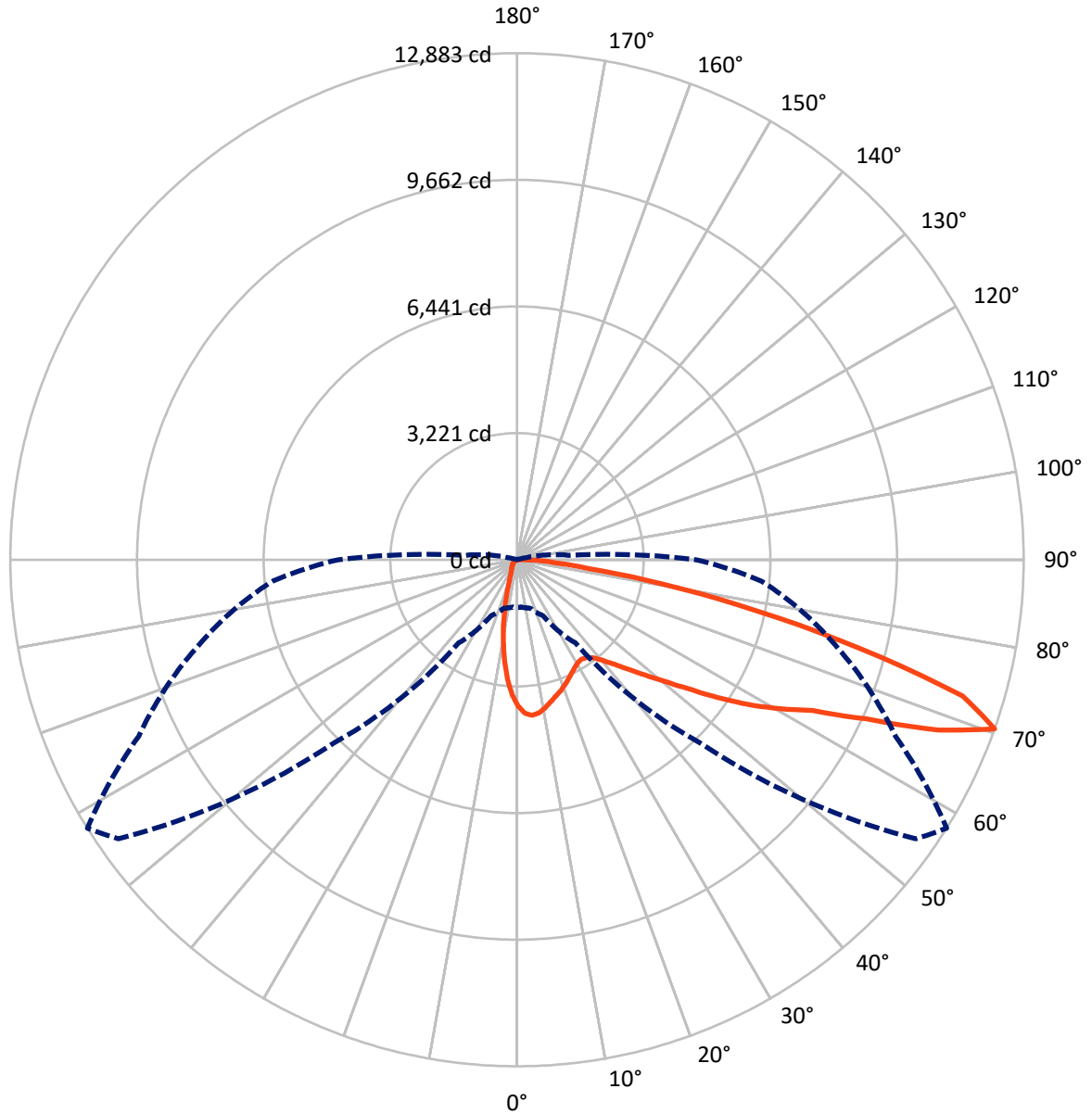
× Max cd  
 - - - 1/2 Max cd



Based on 20 foot mounting height. Maximum calculated value = 9.5 fc  
 Type III - Medium - N/A

REPORT NUMBER: P386834  
CATALOG NUMBER: GWC-SA2C-740-U-SL3-HSS

### Luminous Intensity Polar Plot



— Vertical Plane Through 58-Deg Lateral    - - - Horizontal Cone Through 70-Deg Vertical



REPORT NUMBER: P386834  
 CATALOG NUMBER: GWC-SA2C-740-U-SL3-HSS

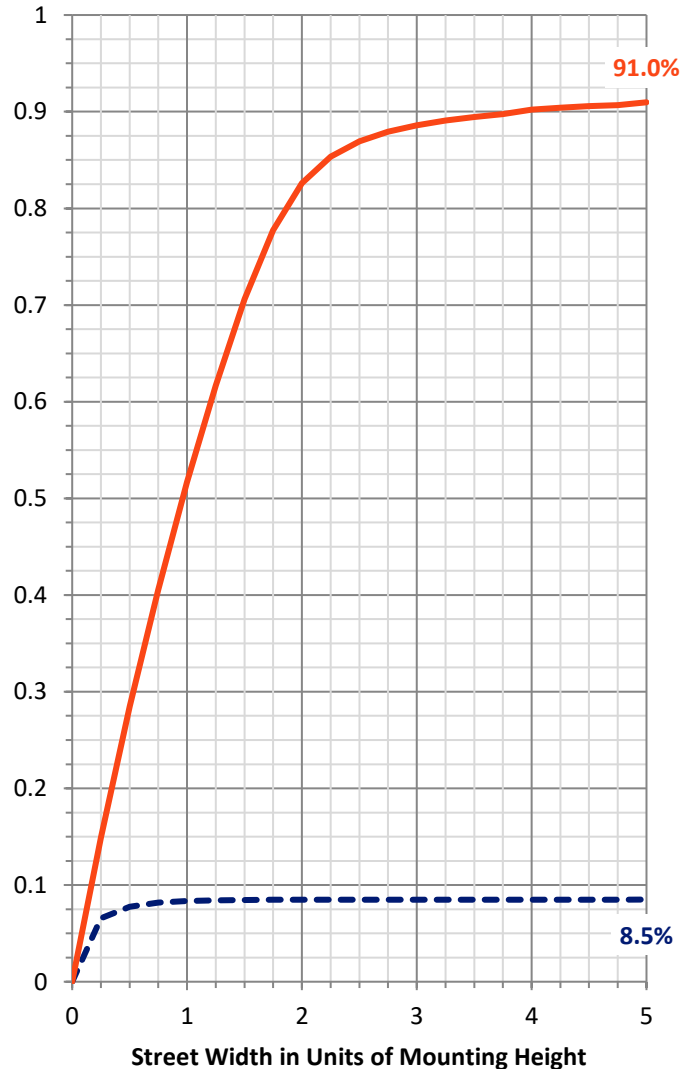
**FLUX DISTRIBUTION:**

		Downward	Upward	Total
<b>House Side</b>	Lumens	1079.3	0.0	1079.3
	% Fixture	8.6	0.0	8.6
<b>Street Side</b>	Lumens	11532.7	0.0	11532.7
	% Fixture	91.4	0.0	91.4
<b>Total</b>	Lumens	12612.0	0.0	12612.0
	% Fixture	100.0	0.0	100.0

**Coefficient of Utilization**

**ZONAL LUMENS:**

Zone	Lumens	% Fixture
0°-10°	304.7	2.4
10°-20°	639.4	5.1
20°-30°	840.6	6.7
30°-40°	1113.3	8.8
40°-50°	1664.0	13.2
50°-60°	2665.6	21.1
60°-70°	3360.0	26.6
70°-80°	1812.4	14.4
80°-90°	212.1	1.7
90°-100°	0.0	0.0
100°-110°	0.0	0.0
110°-120°	0.0	0.0
120°-130°	0.0	0.0
130°-140°	0.0	0.0
140°-150°	0.0	0.0
150°-160°	0.0	0.0
160°-170°	0.0	0.0
170°-180°	0.0	0.0
0°-90°	12612.0	100.0
0°-180°	12612.0	100.0



REPORT NUMBER: P386834

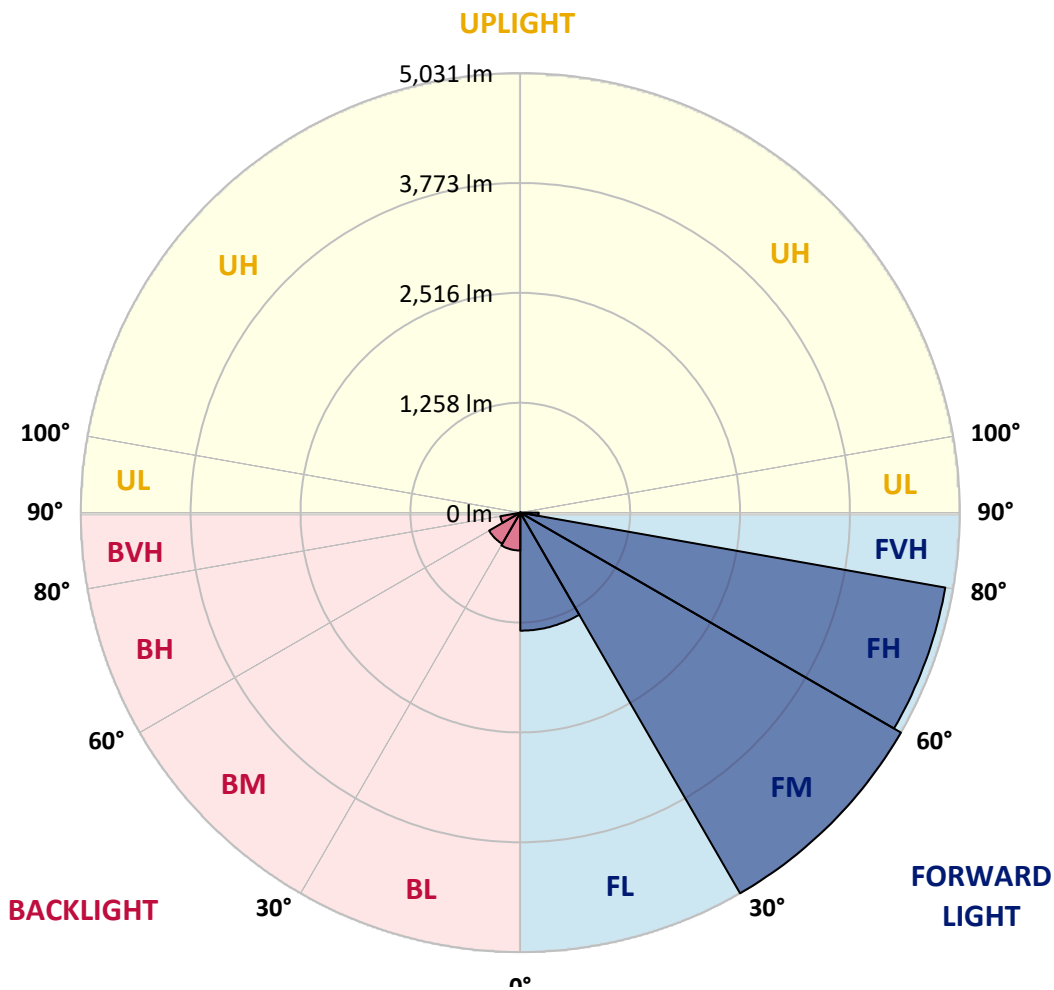
CATALOG NUMBER: GWC-SA2C-740-U-SL3-HSS

**LUMINAIRE CLASSIFICATION SYSTEM LUMEN TABLE AND BUG RATING:**

Zone	Lumens	% Fixture	Zone Rating/Lumen Limit		
			B	U	G
FL (0°-30°)	1351.0	10.7			
FM (30°-60°)	5031.1	39.9			
FH (60°-80°)	4940.3	39.2			G2/5000
FVH (80°-90°)	210.3	1.7			G2/225
BL (0°-30°)	433.6	3.4	B1/500		
BM (30°-60°)	411.7	3.3	B1/1000		
BH (60°-80°)	232.1	1.8	B1/500		G1/500
BVH (80°-90°)	1.8	0.0			G0/10
UL (90°-100°)	0.0	0.0		U0/0	
UH (100°-180°)	0.0	0.0		U0/0	

**BUG Rating: B1-U0-G2**

Type III Medium





REPORT NUMBER: P386834

CATALOG NUMBER: GWC-SA2C-740-U-SL3-HSS

**CANDELA DISTRIBUTION (FULL):**

	0°	5°	15°	25°	35°	45°	55°	58°	65°	75°	85°
0°	3725.5	3725.5	3725.5	3725.5	3725.5	3725.5	3725.5	3725.5	3725.5	3725.5	3725.5
2.5°	4034.4	4024.4	4020.8	4014.5	3990.4	3966.8	3920.1	3907.0	3877.6	3807.9	3733.9
5°	4037.6	4037.0	4048.0	4045.4	4037.0	4026.0	3992.5	3975.2	3925.3	3825.7	3690.4
7.5°	3843.0	3853.0	3877.6	3897.5	3920.6	3950.5	3954.7	3937.9	3897.0	3789.5	3610.2
10°	3581.8	3597.6	3632.2	3671.5	3731.8	3791.6	3845.1	3843.0	3828.8	3722.9	3513.7
12.5°	3320.1	3338.5	3378.4	3436.6	3522.0	3619.6	3715.0	3728.1	3751.7	3663.1	3424.5
15°	3091.0	3106.7	3146.0	3217.4	3323.3	3454.4	3594.4	3618.5	3679.4	3616.4	3350.0
17.5°	2896.4	2906.4	2935.2	3014.4	3137.1	3296.0	3478.0	3525.2	3615.9	3579.7	3285.5
20°	2760.6	2762.2	2781.0	2836.6	2959.3	3137.1	3357.4	3425.0	3548.8	3548.3	3218.9
22.5°	2693.5	2688.2	2691.9	2723.9	2814.1	2985.6	3236.8	3317.0	3488.5	3521.5	3151.3
25°	2680.9	2676.7	2666.2	2670.4	2724.9	2852.9	3115.1	3207.9	3435.5	3505.3	3092.5
27.5°	2720.2	2724.4	2706.6	2687.7	2691.9	2766.9	3007.1	3114.6	3392.5	3505.3	3051.1
30°	2799.4	2801.5	2788.4	2763.7	2730.7	2742.8	2932.1	3039.6	3371.0	3529.4	3024.9
32.5°	2887.0	2898.5	2896.9	2877.0	2829.8	2781.0	2914.2	3012.3	3369.4	3582.9	3022.3
35°	2995.5	3008.6	3030.7	3026.5	2977.2	2896.9	2975.1	3052.2	3400.4	3671.0	3050.6
37.5°	3110.9	3130.8	3178.0	3200.6	3168.6	3077.9	3111.4	3166.5	3483.2	3813.6	3122.4
40°	3222.6	3245.2	3331.2	3419.8	3395.7	3302.3	3318.0	3362.1	3630.6	4018.7	3258.8
42.5°	3332.2	3365.8	3492.2	3637.9	3666.8	3592.3	3600.7	3635.8	3849.3	4300.8	3481.7
45°	3463.3	3501.1	3688.3	3868.2	3945.3	3912.7	3948.4	3971.5	4135.1	4673.7	3782.2
47.5°	3655.8	3699.3	3929.0	4134.1	4269.4	4290.3	4362.2	4377.4	4496.4	5107.9	4173.9
50°	4031.3	4043.3	4251.0	4437.2	4632.3	4758.1	4839.9	4851.5	4933.8	5582.5	4663.2
52.5°	4503.8	4511.6	4629.1	4753.9	4975.8	5232.7	5424.1	5440.4	5457.7	6045.1	5146.2
55°	4973.1	4972.1	5049.7	5123.1	5376.9	5750.3	6165.7	6175.6	6051.4	6484.0	5515.4
57.5°	5266.3	5294.6	5412.6	5507.0	5861.5	6340.3	6916.7	6953.4	6674.9	6809.2	5880.4
60°	5172.9	5186.6	5448.3	5797.5	6465.1	7178.9	7676.6	7686.0	7143.7	7133.8	6341.9
62.5°	4407.3	4414.6	4825.8	5545.8	6770.9	8266.5	8593.3	8439.6	7682.8	7584.3	6894.1
65°	3020.7	3068.4	3411.9	4301.9	6209.2	8948.8	10012.3	9758.0	8504.6	8233.5	7393.4
67.5°	1778.9	1768.9	1938.8	2594.3	4560.4	8495.7	11807.5	11554.7	9625.3	8668.2	7247.0
70°	1215.1	1208.3	1273.3	1570.7	2574.4	6590.5	12372.3	12882.5	10614.9	8375.6	6237.0
72.5°	867.4	871.1	967.0	1220.3	1616.3	3839.9	10639.6	11847.3	10305.0	7301.6	4740.8
75°	588.9	598.9	736.3	1001.1	1417.0	1953.5	7550.2	9006.0	8391.3	5306.7	2724.9
77.5°	316.8	327.8	489.8	806.6	1281.2	1357.2	4856.7	6198.2	5271.0	2385.6	789.8
80°	132.2	138.4	229.2	586.3	1107.1	1192.0	2857.6	3758.6	2246.1	470.4	176.2
82.5°	57.2	60.3	95.4	349.8	827.5	1006.4	1513.0	1808.2	680.7	103.3	88.6
85°	11.0	11.5	39.3	185.1	528.1	568.0	980.7	961.3	305.7	44.6	64.5
87.5°	0.0	0.0	9.4	58.2	155.2	309.4	598.4	591.0	103.8	21.5	24.1
90°	0.0	0.0	0.0	0.0	0.0	0.0	0.0	0.0	0.0	0.0	0.0



REPORT NUMBER: P386834

CATALOG NUMBER: GWC-SA2C-740-U-SL3-HSS

**CANDELA DISTRIBUTION (continued):**

	90°	95°	105°	115°	125°	135°	145°	155°	165°	175°	180°
0°	3725.5	3725.5	3725.5	3725.5	3725.5	3725.5	3725.5	3725.5	3725.5	3725.5	3725.5
2.5°	3696.2	3660.0	3583.9	3490.1	3418.2	3339.0	3276.1	3196.4	3161.8	3163.3	3144.5
5°	3613.3	3538.8	3370.5	3158.1	2994.5	2825.6	2680.3	2535.6	2450.1	2422.3	2396.1
7.5°	3494.8	3376.8	3108.3	2781.0	2504.1	2233.5	1998.1	1790.9	1659.8	1595.8	1572.2
10°	3361.0	3195.3	2806.7	2375.7	1980.2	1614.2	1309.0	1043.6	937.7	865.8	847.5
12.5°	3243.6	3019.1	2512.0	1959.8	1490.4	1048.9	757.8	592.6	520.8	492.4	487.7
15°	3132.9	2854.5	2228.3	1583.2	1032.1	645.6	481.9	425.8	409.1	404.3	404.3
17.5°	3028.6	2697.6	1950.9	1212.5	682.8	452.6	399.1	386.5	381.3	380.7	381.3
20°	2919.5	2540.8	1678.2	888.4	476.7	383.4	368.7	361.9	360.3	360.3	360.3
22.5°	2815.1	2384.0	1412.8	634.6	382.3	349.8	342.5	337.7	336.2	335.6	334.6
25°	2715.0	2235.1	1153.7	448.4	335.6	320.4	314.1	307.8	303.1	300.5	298.9
27.5°	2632.6	2102.4	912.5	359.8	303.1	290.0	282.1	272.7	261.2	255.9	253.8
30°	2567.1	1981.3	703.3	303.6	272.7	259.6	247.5	231.3	214.5	205.6	205.1
32.5°	2515.7	1862.2	533.9	268.5	245.4	229.2	211.9	191.4	172.0	162.0	161.5
35°	2490.5	1757.4	408.0	242.8	221.3	200.9	179.4	156.8	137.9	128.5	127.4
37.5°	2507.3	1668.7	318.3	221.3	200.9	177.3	152.1	128.5	111.7	103.3	102.8
40°	2568.6	1612.1	258.5	203.0	183.5	154.7	127.4	105.4	91.3	84.4	83.9
42.5°	2699.2	1591.1	220.8	187.7	166.8	133.7	105.9	87.1	73.9	69.2	68.2
45°	2917.4	1622.1	195.1	173.1	149.5	113.8	87.6	71.3	59.8	56.1	55.6
47.5°	3207.9	1703.3	176.7	158.9	133.7	96.0	72.9	57.7	48.8	45.1	44.6
50°	3582.4	1832.3	161.5	144.7	119.0	81.3	60.3	45.6	37.8	35.1	35.1
52.5°	3989.8	1986.0	147.9	131.6	104.4	67.7	48.8	35.1	29.9	26.7	26.7
55°	4326.5	2120.3	133.2	121.7	86.5	56.1	37.2	26.7	22.0	20.5	20.5
57.5°	4662.7	2263.4	116.4	104.4	69.2	45.6	28.3	19.9	16.3	15.2	15.2
60°	5098.5	2438.6	100.2	85.0	54.5	34.6	21.0	14.2	12.1	11.5	11.5
62.5°	5577.8	2541.4	85.5	68.2	42.5	25.7	15.2	9.4	8.9	8.9	8.4
65°	5871.0	2396.1	71.8	54.5	33.0	19.4	10.0	6.8	7.9	7.3	6.3
67.5°	5497.0	1875.9	58.7	42.5	25.7	14.7	6.3	4.7	8.4	6.8	5.2
70°	4551.5	1313.2	45.6	29.9	20.5	12.6	4.2	3.1	8.9	6.8	4.2
72.5°	3406.1	878.9	36.2	19.9	15.2	11.0	3.7	1.6	7.9	5.8	3.7
75°	1861.2	354.0	28.8	12.6	9.4	7.9	2.6	1.0	5.2	4.2	2.6
77.5°	489.8	93.3	21.0	8.4	5.2	3.1	1.6	0.5	2.6	2.1	1.0
80°	124.8	36.2	13.6	5.8	3.7	1.6	0.0	0.0	0.5	0.0	0.0
82.5°	66.6	15.2	8.4	4.2	2.1	0.0	0.0	0.0	0.0	0.0	0.0
85°	50.3	10.0	4.7	2.6	0.5	0.0	0.0	0.0	0.0	0.0	0.0
87.5°	19.4	3.1	1.6	0.0	0.0	0.0	0.0	0.0	0.0	0.0	0.0
90°	0.0	0.0	0.0	0.0	0.0	0.0	0.0	0.0	0.0	0.0	0.0



Signify Classified - Internal  
Cooper Lighting Solutions Photometric Lab  
1121 Highway 74 South  
Peachtree City, GA 30269

Scaled Data Report



Report Generated By 670245982

Signify Classified - Internal  
Cooper Lighting Solutions Photometric Lab  
1121 Highway 74 South  
Peachtree City, GA 30269

Scaled Data Report



Signify Classified - Internal  
Cooper Lighting Solutions Photometric Lab  
1121 Highway 74 South  
Peachtree City, GA 30269

Scaled Data Report



Signify Classified - Internal  
Cooper Lighting Solutions Photometric Lab  
1121 Highway 74 South  
Peachtree City, GA 30269

Scaled Data Report



Signify Classified - Internal  
Cooper Lighting Solutions Photometric Lab  
1121 Highway 74 South  
Peachtree City, GA 30269

Scaled Data Report



--- HS    — SS

Signify Classified - Internal  
Cooper Lighting Solutions Photometric Lab  
1121 Highway 74 South  
Peachtree City, GA 30269

Scaled Data Report



u

Signify Classified - Internal  
Cooper Lighting Solutions Photometric Lab  
1121 Highway 74 South  
Peachtree City, GA 30269

Scaled Data Report



Signify Classified - Internal  
Cooper Lighting Solutions Photometric Lab  
1121 Highway 74 South  
Peachtree City, GA 30269

Scaled Data Report



(END OF REPORT)